



Linux Libertine Open Fonts Project



Tastenkappen

Font: Philipp H. Poll
L^AT_EX-Einbindung: Michael Niedermaier

15. März 2010

Inhaltsverzeichnis































1	Einbindung	3
2	Tastenmakros	3
2.1	Sondertasten	3
2.2	Allgemeine Tasten	3
2.3	Tastenkombinationen	4

1 Einbindung

Der Libertine-Tastenkappenfont wird über `\usepackage{libertinekey}` eingebunden.





2 Tastenmakros

2.1 Sondertasten

Tux	<code>\LKeyTux</code>	
Strg	<code>\LKeyStrg</code>	
Alt	<code>\LKeyAlt</code>	
AltGr	<code>\LKeyAltGr</code>	
Shift	<code>\LKeyShift</code>	
Enter	<code>\LKeyEnter</code>	
Tab	<code>\LKeyTab</code>	
CapsLock	<code>\LKeyCapsLock</code>	
Pos	<code>\LKeyPos</code>	
Entf	<code>\LKeyEntf</code>	
Einf	<code>\LKeyEinf</code>	
Leer	<code>\LKeyLeer</code>	
Esc	<code>\LKeyEsc</code>	
Ende	<code>\LKeyEnde</code>	
F1	<code>\LKeyF{1}</code>	
F2	<code>\LKeyF{2}</code>	
F3	<code>\LKeyF{3}</code>	
F4	<code>\LKeyF{4}</code>	
F5	<code>\LKeyF{5}</code>	
F6	<code>\LKeyF{6}</code>	
F7	<code>\LKeyF{7}</code>	
F8	<code>\LKeyF{8}</code>	
F9	<code>\LKeyF{9}</code>	
F10	<code>\LKeyF{10}</code>	
F11	<code>\LKeyF{11}</code>	
F12	<code>\LKeyF{12}</code>	
F13	<code>\LKeyF{13}</code>	
F14	<code>\LKeyF{14}</code>	
F15	<code>\LKeyF{15}</code>	
F16	<code>\LKeyF{16}</code>	

2.2 Allgemeine Tasten

Mit `\LKey{<glyphname>}` wird eine allgemeine Taste angesprochen.

0	<code>\LKey{one}</code>	
9	<code>\LKey{nine}</code>	
A	<code>\LKey{A}</code>	
Z	<code>\LKey{Z}</code>	

2.3 Tastenkombinationen

Strg-A	\LKeyStrgX{A}	Strg + A
Shift-A	\LKeyShiftX{A}	⇧ + A
Alt-A	\LKeyAltX{A}	Alt + A
AltGr-A	\LKeyAltGrX{A}	AltGr + A
Shift-Strg-A	\LKeyShiftStrgX{A}	⇧ + Strg + A
Shift-Alt-A	\LKeyShiftAltX{A}	⇧ + Alt + A
Shift-AltGr-A	\LKeyShiftAltGrX{A}	⇧ + AltGr + A
Strg-Alt-A	\LKeyStrgAltX{A}	Strg + Alt + A
Strg-Alt-Entf	\LKeyStrgAltEnt	Strg + Alt + Entf
Strg-Alt-Entf	\LKeyReset	Strg + Alt + Entf